



304-C
JIC CAP NUT



303
JIC SHORT TUBE NUT



304
JIC LONG TUBE NUT



306
BULKHEAD LOCK NUT



318
JIC TUBE NUT



319
JIC TUBE SLEEVE



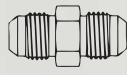
403
BRAZE-ON JIC



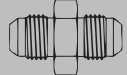
418
NO-FLARE TUBE NUT



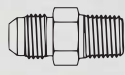
419
NO-FLARE TUBE SLEEVE



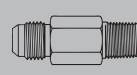
2403
MJ-MJ



2403-LH
MJ-MJ LG HEX



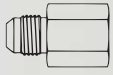
2404
MJ-MP



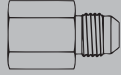
2404-L
MJ-MP LONG



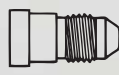
2404-LL
MJ-MP EX LONG



2405
MJ-FP



2406
FJ-MJ REDUCER/EXPANDER



2407
FJ-MJ (LESS NUT)



2408
MJ PLUG



2500
MJ-MJ 90°



2501
MJ-MP 90°



2501-L
MJ-MP 90° LONG



2501-LL
MJ-MP 90° EX LONG



2501-LLL
MJ-MP 90° EX EX LONG



2501-S
MJ-MPX 90°



2502
MJ-FP 90°



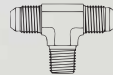
2503
MJ-MP 45°



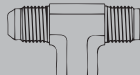
2504
MJ-MJ 45°



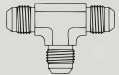
2505
MJ-FP 45°



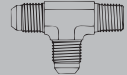
2601
MJ-MP BRANCH TEE



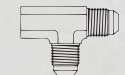
2602
MJ-FP BRANCH TEE



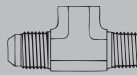
2603
MJ UNION TEE



2605
MJ-MP RUN TEE



2606
MJ-FP RUN TEE



2611
MJ-MP-FP TEE



2650
MJ UNION CROSS



2700
MJ-MJ BULKHEAD



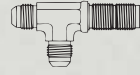
2701
MJ-MJ 90° BULKHEAD



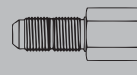
2702
MJ-MJ 45° BULKHEAD



2703
MJ BULKHEAD BRANCH TEE



2704
MJ BULKHEAD RUN TEE



2705
MJ-FP BULKHEAD



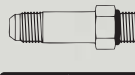
2706
MJ-MP BULKHEAD



2708
MP-MP BULKHEAD



6400
MJ-MOR



6400-L
MJ-MOR LONG



6402
MOR-FJX



6500
MJ-FJX 90°



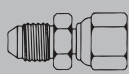
6501
FJX-MP 90°



6502
MJ-FJX 45°



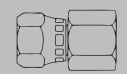
6503
FJX-FP 90°



6504
MJ-FJX



6505
FJX-MP



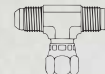
6506
FJX-FP



6510
FJX-FJX



6511
FJX-FJX 90°



6600
MJ-FJX BRANCH TEE



6602
MJ-FJX RUN TEE



6603
FJX-MJ TEE



6606
FJX UNION TEE



6701
MJ-FJX BENT TUBE 90°



6701-L
MJ-FJX BENT TUBE 90° LONG



6701-LXH
MJ-FJX BENT TUBE 90° LONG #4000



6701-XH
MJ-FJX BENT TUBE 90° #4000



6702
MJ-FJX BENT TUBE 45°



6801
MJ-MOR 90°



6801-L
MJ-MOR 90° LONG



6801-LL
MJ-MOR 90° EX LONG



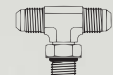
6801-LLL
MJ-MOR 90° EX-EX LONG



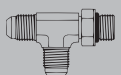
6801-S
MJ-MOR SWIVEL 90°



6802
MJ-MOR 45°



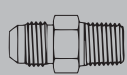
6803
MJ-MOR BRANCH TEE



6804
MJ-MOR RUN TEE



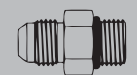
6809
MOR-FJX 90°



RST2404
MJ-MP RESTRICTED



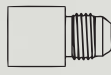
RST2501
MJ-MP 90° RESTRICTED



RST6400
MJ-MOR RESTRICTED



RST6801
MJ-MOR 90° RESTRICTED



500
BRAZE-ON MJ 90°

Steel SAE O-Ring Adapters



6403
MOR-MOR UNION



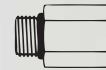
6403-NWO
MOR-MOR ADJ UNION



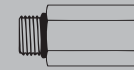
6408
MOR HEX HEAD PLUG




6408-HHP
MOR HEX SOCKET PLUG



6410
MOR-FOR
REDUCER/EXPANDER



6410-L
MOR-FOR REDUCER/
EXPANDER LONG



6425
FOR-FOR



6807
MOR-MOR 90°



6815
MOR-FOR 90°



90DB-NITRILE
SAE O-RING NITRILE




75DB-VITON
SAE O-RING VITON

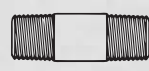
Steel Pipe Adapters



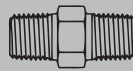
5000
FP-FP COUPLING



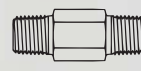
5400-CL
CLOSE NIPPLE



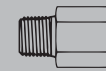
5400-N
LONG NIPPLE



5404
MP-MP NIPPLE



5404-L
LONG HEX NIPPLE



5405
MP-FP EXPANDER



5406
HEX REDUCER BUSHING



5406-CAP
PIPE CAP



5406-FLP
FLUSH HEX SOCKET PLUG



5406-HHP
HEX SOCKET PLUG



5406-P
HEX HEAD PLUG



5406-SHP
SQUARE HEAD PLUG



5500
MP-MP 90°



5500-S
MP-MP SWIVEL 90°



5501
MP-MP 45°



5502
MP-FP 90°



5502-S
MP SWIVEL-FP 90°



5502-X
MP-FP 90° COMPACT



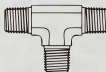
5503
MP-FP 45°



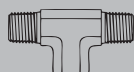
5504
FP-FP 90°



5505
FP-FP 45°



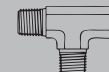
5600
MP UNION TEE



5601
MP-FP TEE



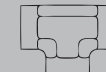
5602
MP-FP RUN TEE



5603
MP-FP TEE



5604
MP-FP BRANCH TEE



5605
FP UNION TEE



5652
FP UNION CROSS



5655
MP-FP CROSS



6401
MOR-MP



6404
FOR-MP



6405
MOR-FP



6420
FOR-FP



6805
MOR-FP 90°



6805-L
MOR-FP 90° LONG



6806
MOR-MP 90°



6835
MOR-FOR TEE

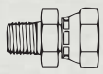


6855
FP-MOR BRANCH TEE

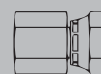


404
BRAZE-ON MP

Steel Pipe Swivel Adapters



1404
MP-FPX



1405
FP-FPX



1406
FPX-FPX



1501
MP-FPX 90°



1501-LL
MP-FPX 90° EX LONG



1502
FP-FPX 90°



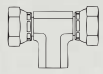
1503
MP-FPX 45°



1504
FP-FPX 45°



1601
MP-FPX TEE



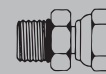
1602
FP-FPX TEE



1603
FPX UNION TEE



1604
MP-FPX CROSS



6900
MOR-FPX



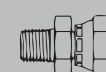
6901
MOR-FPX 90°



6902
MOR-FPX 45°



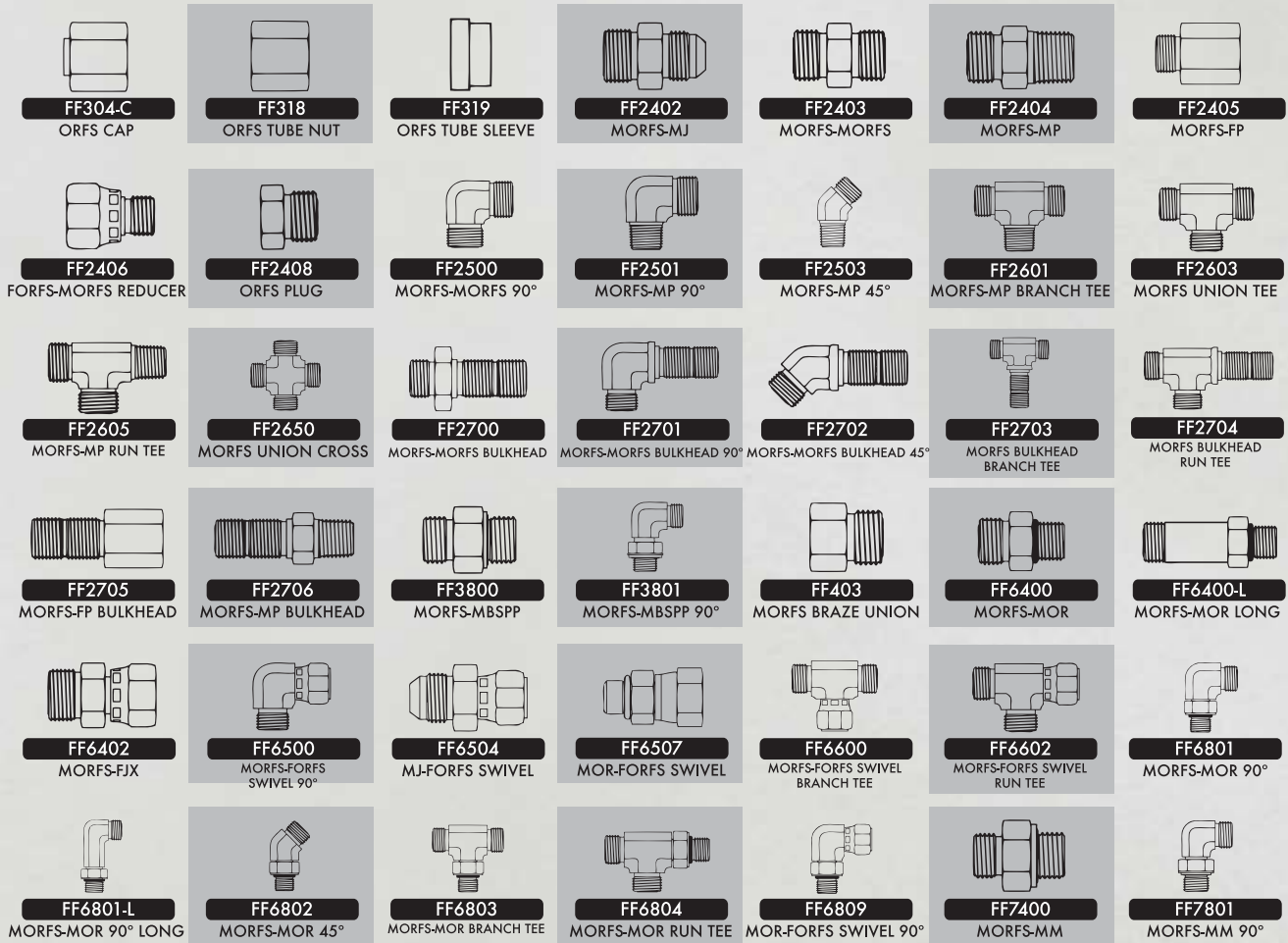
6911
MOR-FPX TEE



RST1404
MP-FPX RESTRICTED



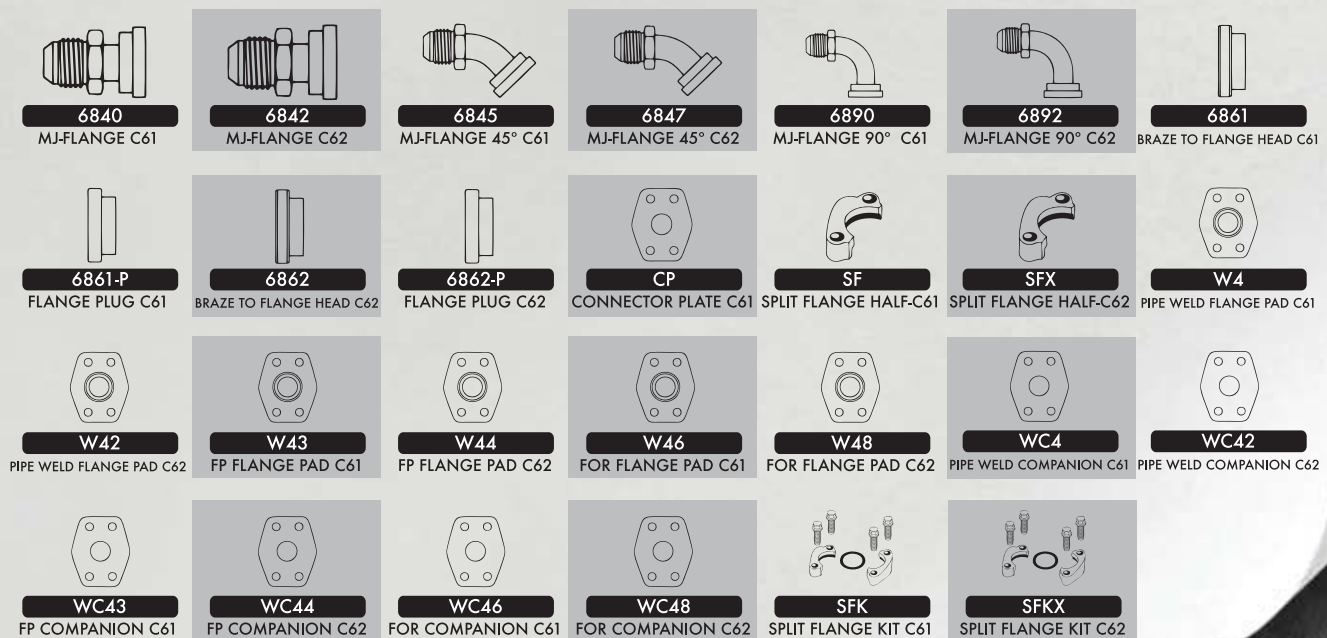
RST1501
MP-FPX 90° RESTRICTED



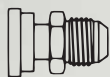
Steel Beaded Hose Fittings



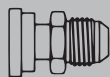
Steel Flange Components



No Braze Flange Adapters



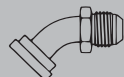
NB6840
MJ-FLANGE C61
NO-BRAZE



NB6842
MJ-FLANGE C62
NO-BRAZE



NB6845
MJ-FLANGE 45°
C61 NO-BRAZE



NB6847
MJ-FLANGE 45°
C62 NO-BRAZE



NB6890
MJ-FLANGE 90° C61
NO-BRAZE



NB6892
MJ-FLANGE 90° C62
NO-BRAZE

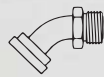
O-Ring Face Seal Flange Adapters



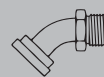
FF6840
MORFS-FLANGE C61



FF6842
MORFS-FLANGE C62



FF6845
MORFS-FLANGE 45° C61



FF6847
MORFS-FLANGE 45° C62



FF6890
MORFS-FLANGE 90° C61



FF6892
MORFS-FLANGE 90° C62

BSPP Adapters



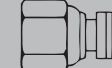
3240
MJ-FBSPPX



3401
MJ-FBSPPX 90°



3402
FJX-MBSPP



3406
BSPP CAP



3408
HEX HEAD BSPP PLUG



3408-HHP
HEX SOCKET BSPP PLUG



3420
MBSPP-MBSPP



3421
MBSPP-MBSPP BULKHEAD



3422
BSPP LOCKNUT



3425
FBSPP-FBSPP



3426
FBSPPX-FBSPPX



3430
MBSPP-FBSPP



3435
MBSPP-FBSPP REDUCER



3436
MBSPP-FBSPPX 90°



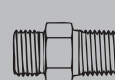
3437
MBSPP-FJX 90°



3455
MBSPP-FP



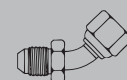
3540
MBSPP-MBSPT 90°



3544
MBSPP-MBSPT



3601
MBSPP-MBSPP 90°



3602
MJ-FBSPPX BENT TUBE 45°



3620
MOR-MBSPP



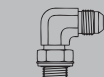
3701
MBSPP-FBSPPX
BENT TUBE 90°



3702
MBSPP-FBSPPX
BENT TUBE 45°



3800
MJ-MBSPP



3801
MJ-MBSPP 90°



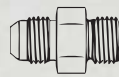
3802
MJ-MBSPP 45°



3807
MBSPP-MBSPT 45°



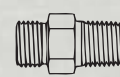
3810
MBSPP-MM



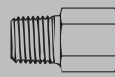
3820
MJ-MBSPP DUAL PORT



3823
MBSPP UNION TEE



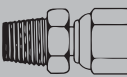
3825
MBSPP-MP



3826
MP-FBSPP



3828
MBSPP-MP 90°



3832
MP-FBSPPX



3835
FBSPPX-FJX



3840
MBSPP-FBSPPX



3853
FBSPPX UNION TEE



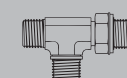
3854
MBSPP-FBSPPX RUN TEE



3855
MBSPP-FBSPPX
BRANCH TEE



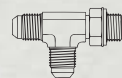
3856
FBSPPX-MBSPP RUN TEE



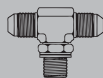
3857
MBSPP ADJ RUN TEE



3858
MBSPP ADJ BRANCH TEE



3859
MJ-MBSPP ADJ RUN TEE



3860
MJ-MBSPP ADJ
BRANCH TEE



3901
FBSPPX-FBSPPX BENT
TUBE 90°



3903
FBSPPX-FBSPPX BENT
TUBE 45°



3904
FBSPPX-FBSPPX 90°

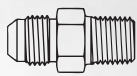


3905
MJ-FBSPPX 90°



DS-BSPP
BSPP BONDED SEAL

BSPT Adapters



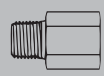
3404
MJ-MBSPT



3501
MJ-MBSPT 90°



3503
MJ-MBSPT 45°



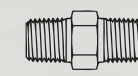
3506
MBSPT-FBSPT REDUCER



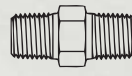
3508
BSPT HEX HEAD PLUG



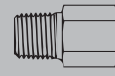
3508-HHP
BSPT HEX SOCKET PLUG



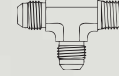
3520
MBSPT-MBSPT



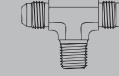
3524
MBSPT-MP



3545
MBSPT-FBSPP



3656
MJ-MBSPT RUN TEE




3657
MJ-MBSPT BRANCH TEE

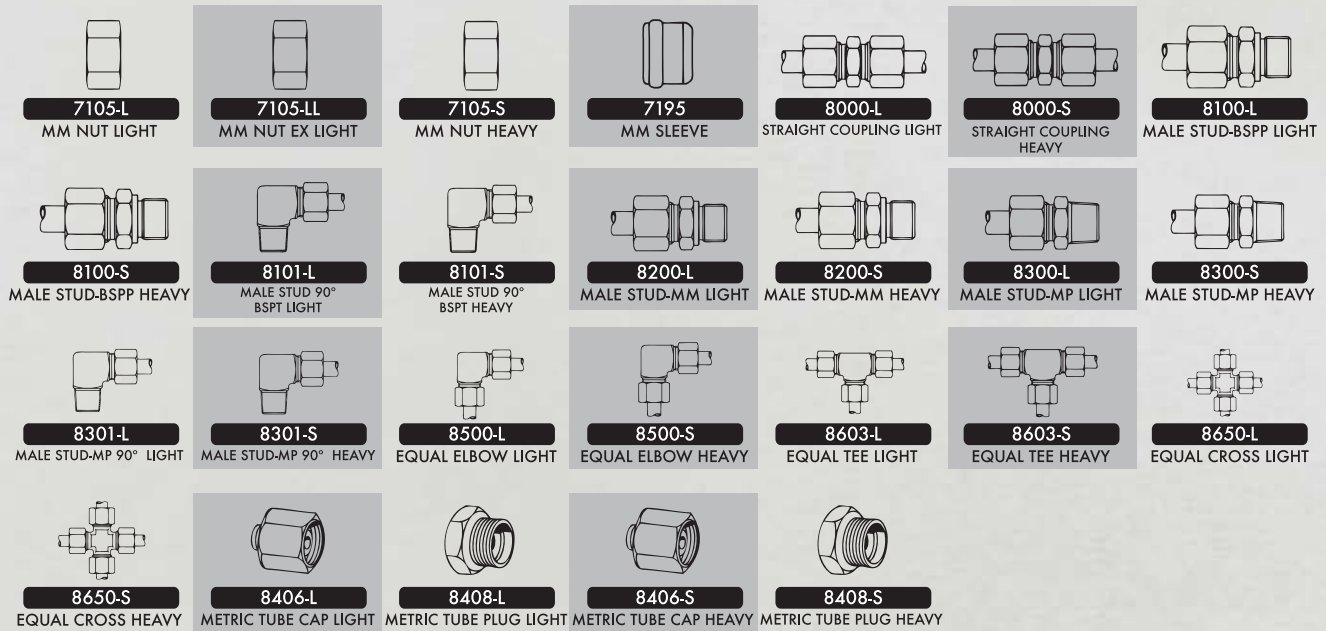


3827
MBSPT-FBSPPX 90°


Metric Adapters



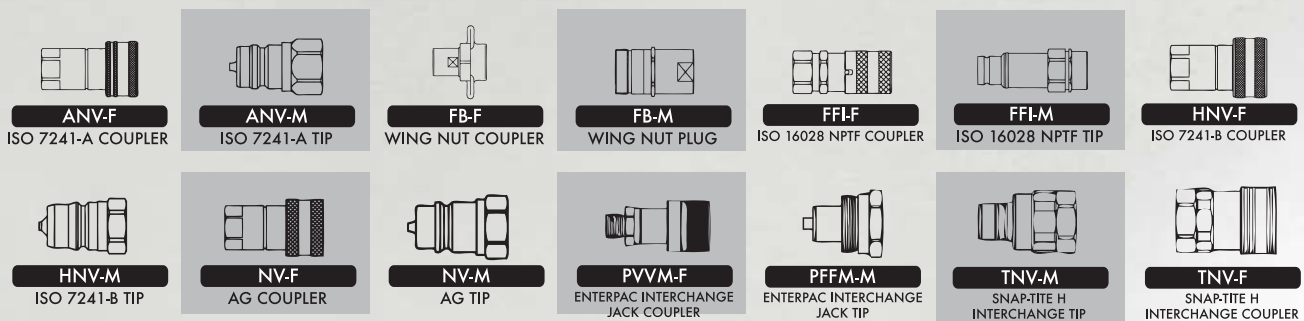
Metric Compression

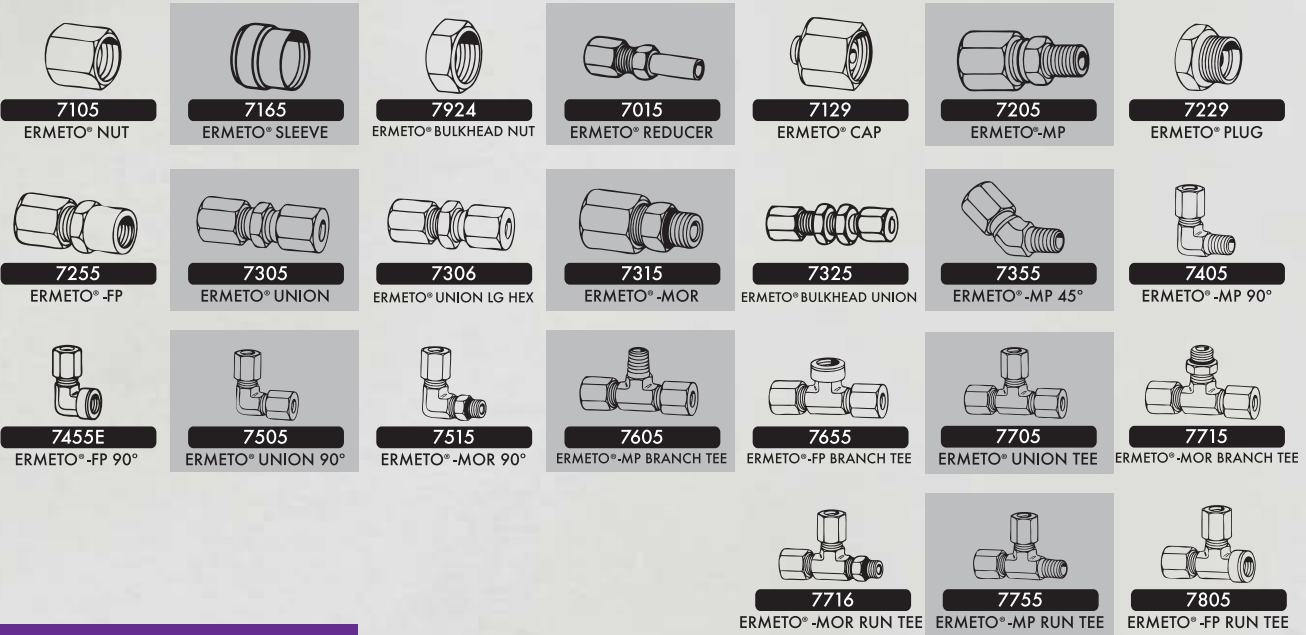


30° Seat Adapters

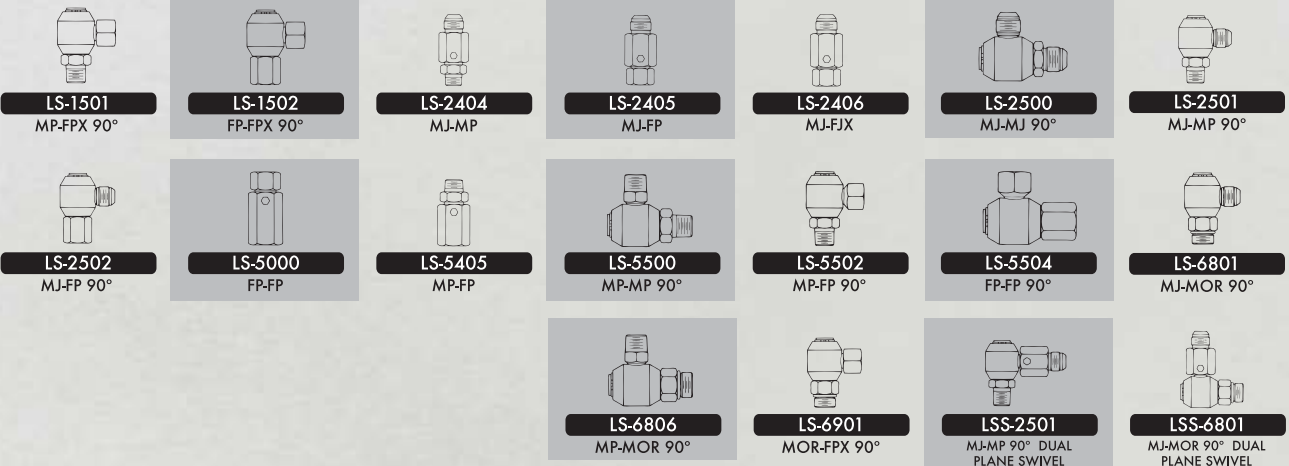


Quick Disconnects

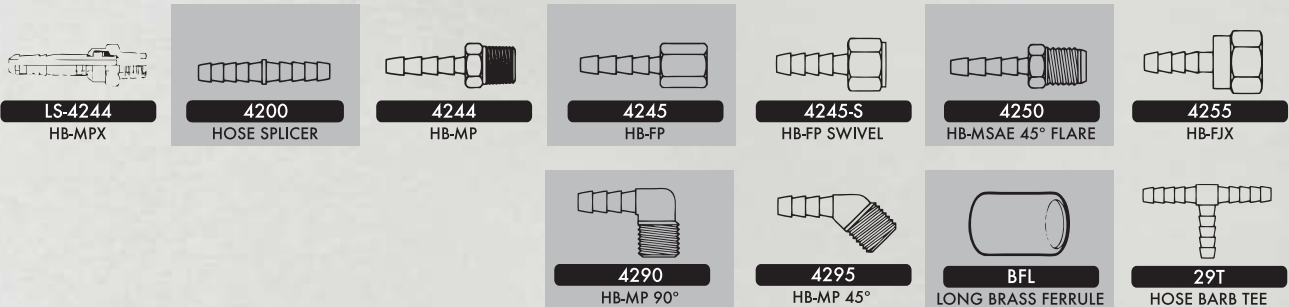




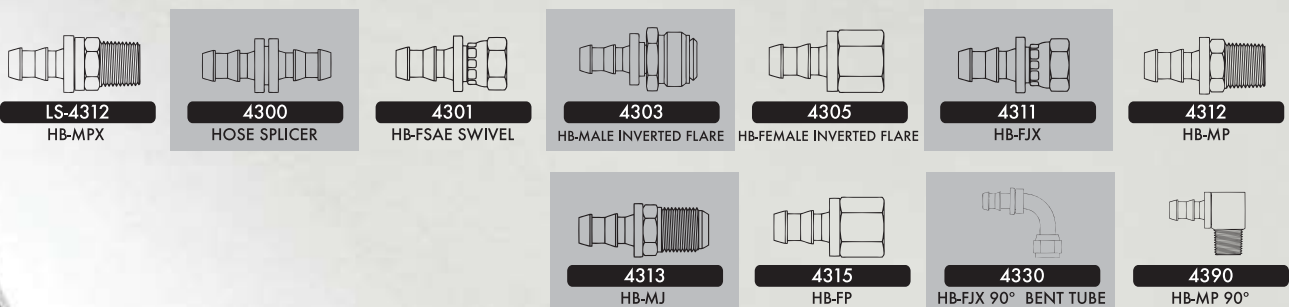
3000 PSI Live Swivels



Brass Hose Barb Fittings



Brass Push-on Hose Barb Fittings





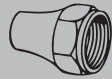
40C
TUBE CAP



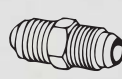
40P
TUBE PLUG



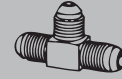
41
LONG TUBE NUT



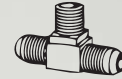
41S
SHORT TUBE NUT



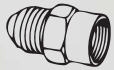
42
TUBE UNION



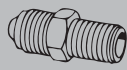
44
TUBE UNION TEE



45
TUBE-MP BRANCH TEE



46
TUBE-FP



48
TUBE-MP



49
TUBE-MP 90°



50
TUBE-FP 90°



51
TUBE-MP RUN TEE



54
TUBE-MP 45°



55
TUBE UNION 90°

Brass Compression Adapters



60
SLEEVE



60-P
DELRIN SLEEVE



60-SA
SELF ALIGN SLEEVE



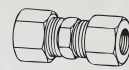
61
NUT




61-C
COMPRESSION CAP



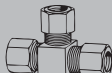
61-L
LONG NUT



62
TUBE UNION



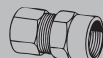
62-BH
TUBE BULKHEAD UNION



64
TUBE UNION TEE



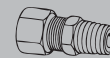
65
TUBE UNION 90°



66
TUBE-FP



67
TUBE-MP 45°



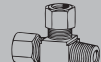
68
TUBE-MP



69
TUBE-MP 90°



70
TUBE-FP 90°



71
TUBE-MP RUN TEE



72
TUBE-MP BRANCH TEE



73
COMPRESSION TUBE INSERT

Brass Pipe Adapters



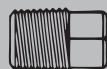
3129
CAP



3149
HEX SOCKET PLUG



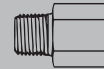
3150
SLOTTED PLUG



3151
SQUARE HEAD PLUG



3152
HEX HEAD PLUG



3200
MP-FP



3220
MP-FP REDUCER



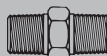
3250
PIPE SWIVEL UNION



3300
FP-FP COUPLING




3300-BH
FP BULKHEAD COUPLING



3325
MP-MP HEX NIPPLE



3326
CLOSE NIPPLE



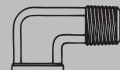
3327
LONG NIPPLE



3350
MP-FP 45°



3390
MP-MP 90°



3400
MP-FP 90°



3500
FP-FP 90°



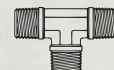
3600
FP-MP BRANCH TEE



3700
FP TEE



3750
FP-MP RUN TEE



3900
MP TEE

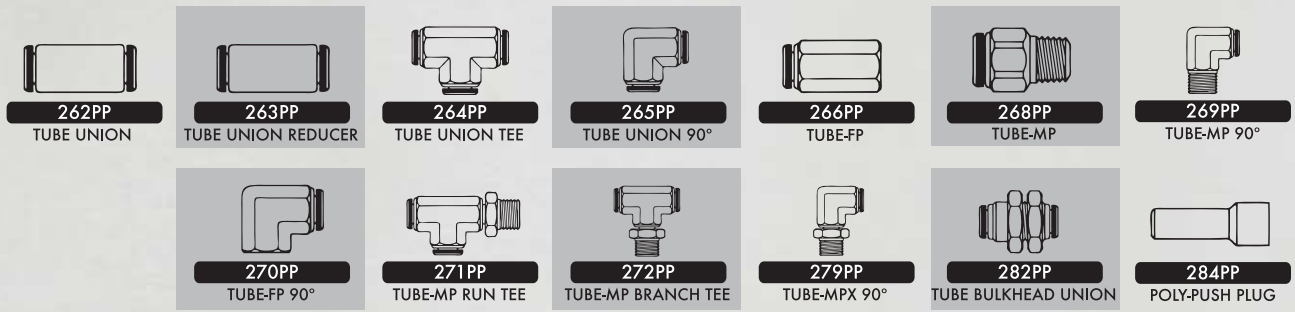


3950
FP CROSS

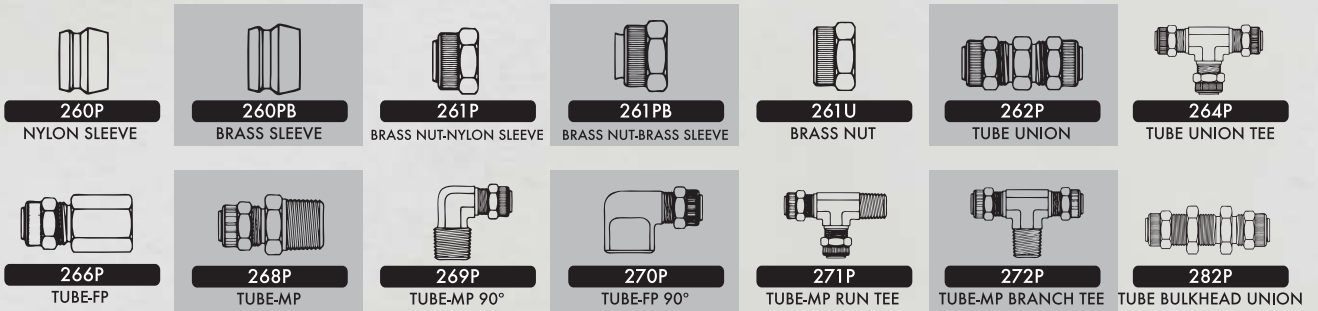


BV
BREATHER VENT PLUG

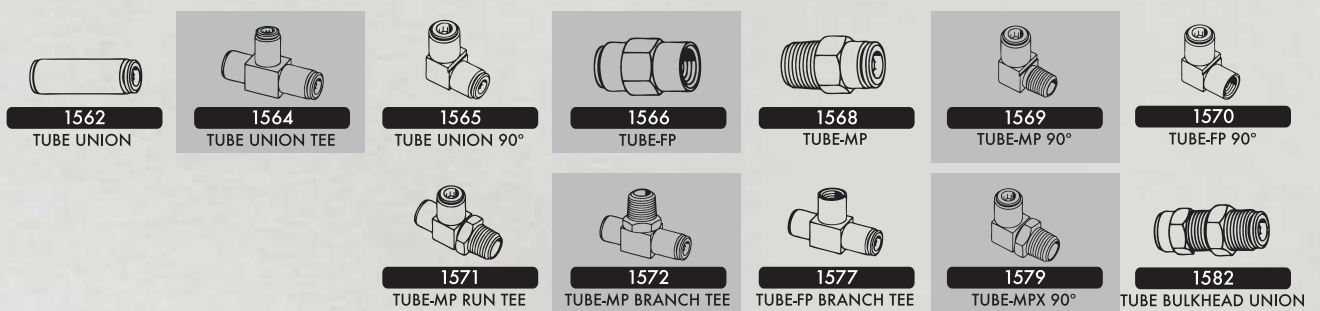
Brass Poly Push Fittings



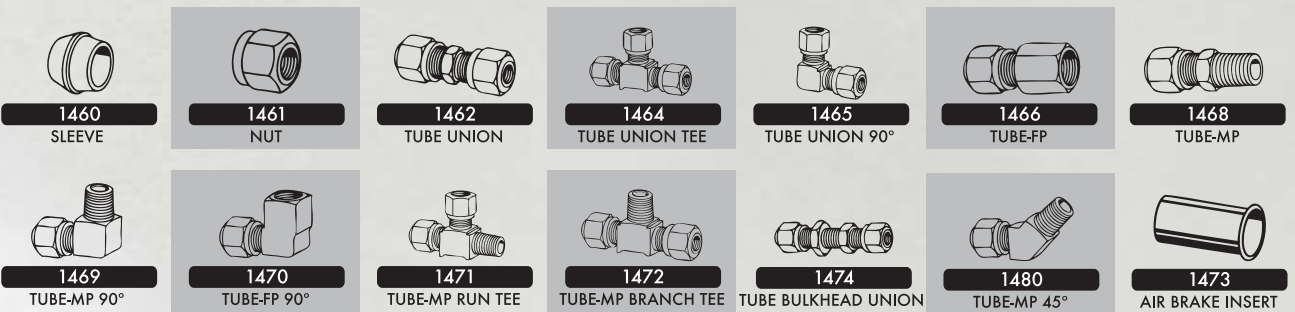
Brass Poly Flow Fittings



Brass Push-In D.O.T. Air Brake Fittings



Brass D.O.T. Air Brake Fittings





DC602
INTERNAL SEAT



DC603
INTERNAL SEAT



DC604
EXTERNAL SEAT



DC606
EXTERNAL SEAT



DC607
ANGLE BIB DRAIN



NV101
SAE-MP 90°



NV102
SAE FLARE UNION



NV103
SAE-MP



NV104
COMP-MP 90°



NV105
COMP UNION



NV106
COMP-MP



NV107
MP-MP



NV108
FP-MP



NV109
FP-FP

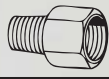
Brass Inverted Flare Adapters



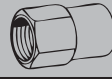
100
NUT



105
STEEL NUT



202
INV FLARE-MP



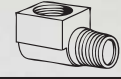
252
INV FLARE-FP



302
INV FLARE UNION



352
INV FLARE-MP 45°



402
INV FLARE-MP 90°



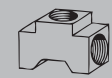
452
INV FLARE-FP 90°



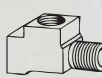
502
INV FLARE UNION 90°



602
INV FLARE BRANCH TEE



702
INV FLARE UNION TEE



752
INV FLARE-MP RUN TEE

Brass Garden Hose Fittings



4024
MGH-MP



4025
FGH-MP



4026
MGH-FP



4030
FGH-FP



4040
FGH SWIVEL UNION



4044
FGH SWIVEL-MP



4045
FGH-FP



4050
MGH UNION



4100
GH UNION



4100-L
GH UNION LONG



4144
GHB-MGH



4144-L
GHB-MGH LONG



4145
GHB-FHX



4145-L
GHB-FHX LONG



GHW
GH WASHER
(RED OR BLACK)